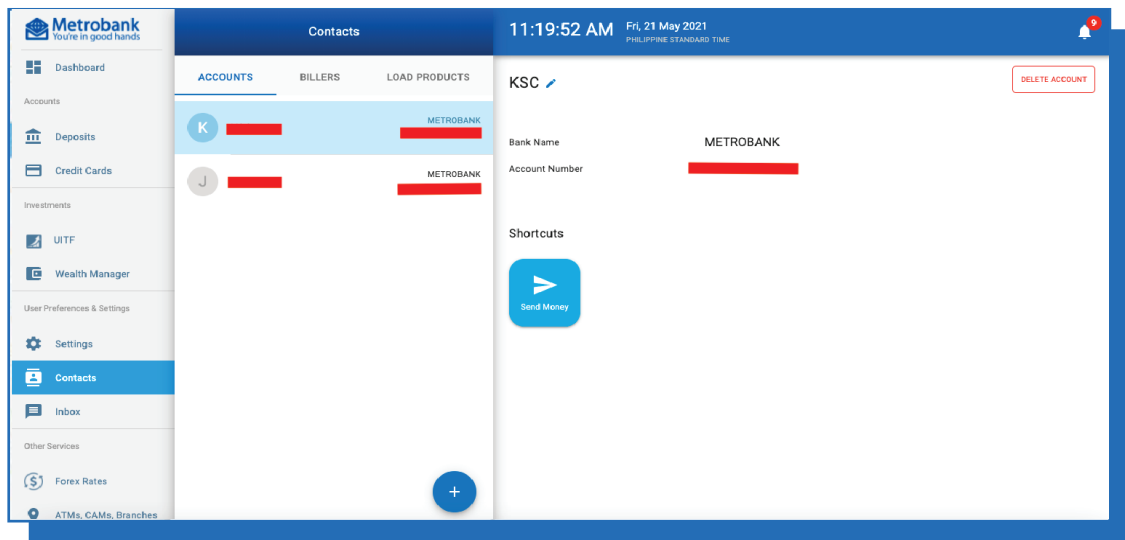


Metrobank enrolment and how to give via online giving

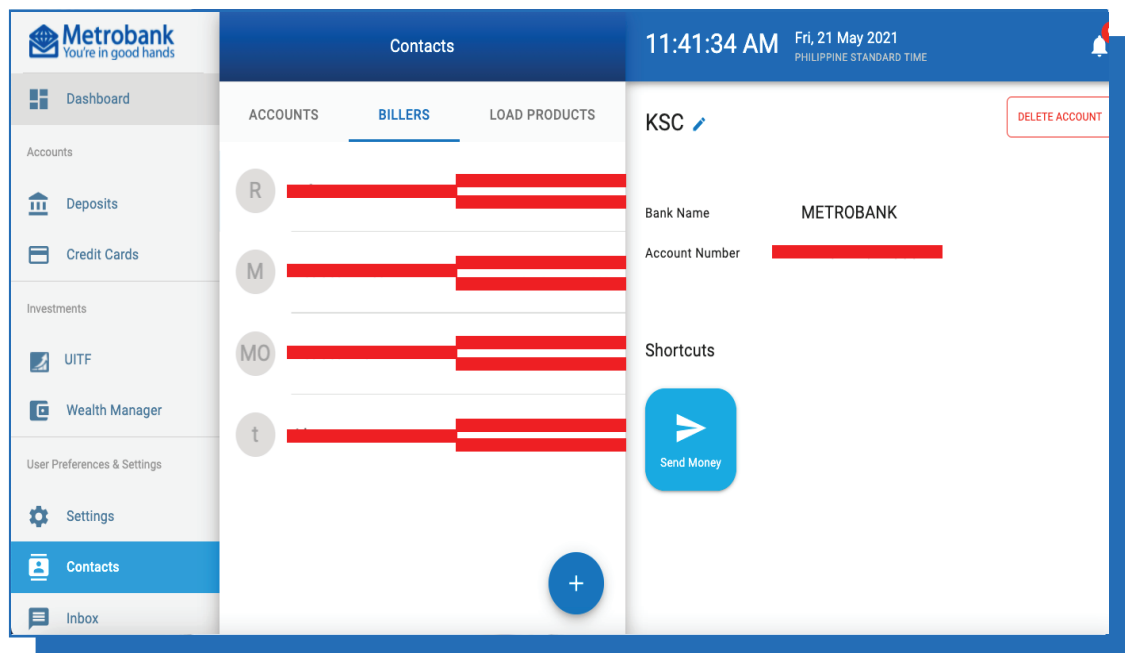
New Metrobank Online Banking Guide (HOW TO ENROLL):



- 1 Log on to onlinebanking.metrobank.com.ph.
- 2 Go to Contacts.



- 3 A. Click Billers.
B. Click the + sign.



New Metrobank Online Banking Guide (HOW TO ENROLL):



4

- A. Enter desired Contact Name.
- B. Search for Victory Christian Fellowship in the Biller List.
- C. Enter Subscriber Number.
- D. Enter Reference Number.
- E. Click Create.

Create Contact

ACCOUNT BILLER LOAD PRODUCT

Contact Name
VICTORY

Biller
VICTORY CHRISTIAN FELLOWSHIP

Subscriber Account No.
01030

Reference No.
12345

CREATE

NOTE: Subscriber number is a standard series of numbers that depends on the type of giving and location. Reference number is uniquely yours. These numbers are generated when you register in everynation.org.ph/give-victory.

EVERY NATION PHILIPPINES

HOME ABOUT US MINISTRIES CONTACT US GIVE

REFERENCE NUMBER 12345

SUBSCRIBER NUMBER 01002

New Metrobank Online Banking Guide (HOW TO ENROLL):



- 5 Enter your passcode and click Submit.

A screenshot of the Metrobank online banking passcode entry screen. The window has a title bar that says "Metrobank Passcode" with a close button (X) on the right. The main content area has the text "Please enter your passcode." above a row of six input boxes. The first box contains the number "1", and the others are empty. Below the input boxes is a grey "SUBMIT" button. At the bottom of the window, there is a link: "Forgot your passcode? Call Contact Center at (632) 88-700-700 or Domestic toll-free number (1-800-1888-5775) to reset your passcode."

New Metrobank Online Banking Guide:

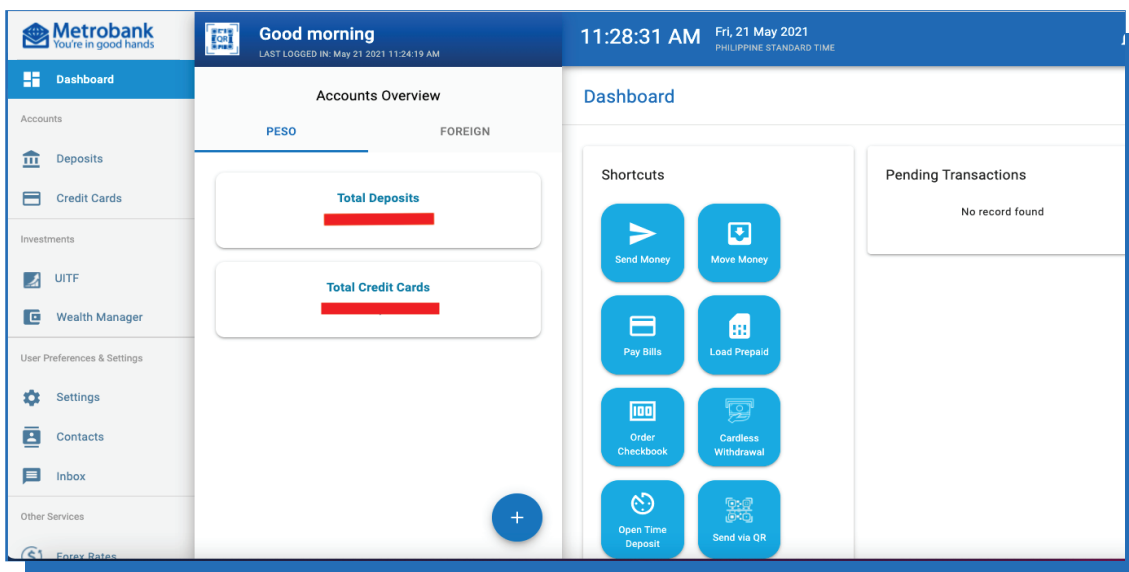


If Victory Christian Fellowship is registered as a biller

- 1 Log on to onlinebanking.metrobank.com.ph.



- 2 Under the Dashboard, click Pay Bills.



New Metrobank Online Banking Guide:



If Victory Christian Fellowship is registered as a biller

- 3
- A. Enter the amount you would like to give.

B. Under “For,” select previously registered biller: with the Contact Name you created.

C. Select Source Account.

Note: Once selected, the Contact Name you created will be displayed with the Subscriber Number.

- 4
- Click Next.

New Metrobank Online Banking Guide:



If Victory Christian Fellowship is registered as a biller

5 Enter your passcode and click Submit.

← Pay Bills ×

Metrobank Passcode ×

Please enter your passcode.

|

SUBMIT

Forgot your passcode? Call Contact Center at (632) 88-700-700 or Domestic toll-free number (1-800-1888-5775) to reset your passcode.